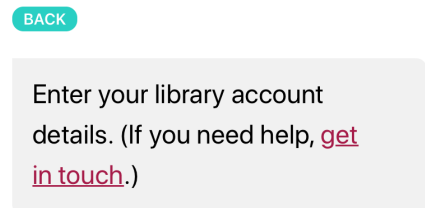
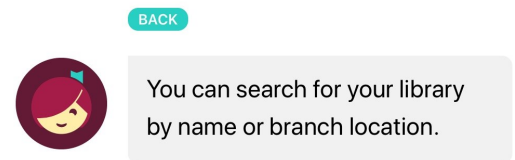
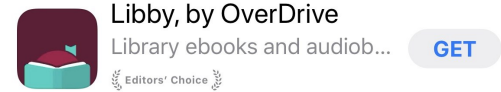


How to Download the Libby by OverDrive App to Get Free eBooks From Your Library

- 1. Go to your phone or tablet's App Store**
- 2. Type "Libby" in Search Bar**
- 3. Download the App onto your device**
- 4. Once download is complete, open the App. The program will ask, "Do you have a library card?" If you have a library card, answer yes. If you do not have a library card, please call the library.**
- 5. On the next screen, you will see search for a library. Tap on search for a library.**
- 6. Type Buchanan County Public Library.**
- 7. Tap name of the library in the red box. On next screen, tap on Buchanan County Public Library that is in red.**
- 8. Libby will now ask for your library card number. You can find your library card number on the back of your card.**
- 9. After entering your card number, tap next. It will now ask for your PIN number. If you do not know your PIN number, please call the library. After entering PIN number, tap on Sign In.**
- 10. You are now ready to start downloading eBooks.**



Don't know your PIN? Ask your library.

[Sign In](#)

**For More Help Contact the
Buchanan County Public Library
276-935-5721**